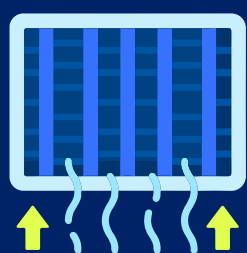


# — The 7 Most Important Steps To — SOLVING YOUR HVAC ISSUES



A well-functioning HVAC system is crucial for maintaining a comfortable indoor environment. However, when your heating and cooling system encounters issues, it can lead to discomfort and frustration. To help you identify and address these problems effectively, here are seven essential steps to troubleshooting your HVAC system.



## 01 Check Air Filters

Dirty or clogged air filters can obstruct airflow and reduce cooling efficiency. Regularly inspect and replace filters to ensure proper air circulation and system performance.



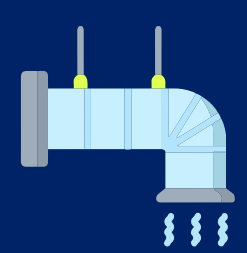
## 02 Verify Thermostat Settings

Ensure your thermostat is set to the correct cooling mode and temperature. Incorrect settings can lead to inadequate cooling or uneven temperature distribution.




## 03 Inspect Condenser Unit

Check the outdoor condenser unit for debris, dirt, vegetation, or insects that might obstruct airflow. Keeping the condenser clean allows for optimal heat exchange.



## 04 Examine Ductwork

Inspect the ductwork for leaks, gaps, or blockages. Sealing leaks and ensuring proper insulation can improve cooling efficiency.



## 05 Calculate Temperature Differential

Measure the temperature differential between the air entering the return and the air exiting the supply. The ideal differential is typically around 15-20 degrees Fahrenheit. A significantly higher or lower temperature difference may indicate potential issues with the system's refrigerant charge or airflow.



## 06 Inspect Refrigerant Levels

Low refrigerant levels can hinder the cooling process. If you suspect a refrigerant leak, contact a professional HVAC technician to diagnose and repair the issue.



## 07 Schedule Professional Maintenance

Regular HVAC maintenance by certified technicians can prevent issues, optimize system performance, extend its lifespan and is required by the manufacturer if your system is still under warranty.

Don't let HVAC issues disrupt your comfort any longer! Contact Luxury Air at [www.luxuryairtx.com](http://www.luxuryairtx.com) to get expert HVAC solutions. Our experienced technicians can diagnose and resolve any cooling problems effectively, ensuring your home remains a comfortable haven. Call us today at (936) 703-2130 and experience top-notch HVAC services for your home or business in Montgomery County and surrounding areas.

